



**CHEVROLET S-10 BLAZER 1983-2005  
VEHICLE WIRING**

**WIRING INFORMATION: 1983 Chevy S-10 Blazer**

WIRE	WIRE COLOR	WIRE LOCATION
12V CONSTANT	RED	Ignition Harness
STARTER	YELLOW OR PURPLE	Ignition Harness
IGNITION	PINK	Ignition Harness
ACCESSORY	ORANGE	Ignition Harness
POWER DOOR LOCK (5-wire reverse polarity)	LT. BLUE	Harness Coming Into Vehicle From Driver's Door Or Harness In Driver's Kick Panel
POWER DOOR UNLOCK (5-wire reverse polarity)	BLACK/WHITE	Harness Coming Into Vehicle From Driver's Door Or Harness In Driver's Kick Panel
PARKING LIGHTS (+)	BROWN	At Light Switch Or Driver's Kick Panel
HEADLIGHTS (+)	YELLOW	At Light Switch
DOOR TRIGGER (-)	WHITE	Door Pin Or Under Dash Light
DOME SUPERVISION	USE DOOR TRIGGER	
REAR HATCH RELEASE (+)	BLACK	Release Switch Or Relay Under Dash On Left Side
TACHOMETER WIRE	WHITE	Ignition Coil
BRAKE WIRE (+)	WHITE	At Brake Pedal Switch Or Driver's Kick Panel
HORN TRIGGER (-)	BLACK	Harness At Steering Column
LEFT FRONT WINDOW UP	DARK BLUE	At Motor Inside Driver's Door
LEFT FRONT WINDOW DOWN	BROWN	At Motor Inside Driver's Door
RIGHT FRONT WINDOW UP	BLUE/WHITE	Harness In Driver's Kick Panel From Driver Door
RIGHT FRONT WINDOW DOWN	TAN	Harness In Driver's Kick Panel From Driver Door
LEFT REAR WINDOW UP	DARK GREEN	Harness In Driver's Kick Panel From Driver Door
LEFT REAR WINDOW DOWN	PURPLE	Harness In Driver's Kick Panel From Driver Door
RIGHT REAR WINDOW UP	LIGHT GREEN	Harness In Driver's Kick Panel From Driver Door
RIGHT REAR WINDOW DOWN	PURPLE/WHITE	Harness In Driver's Kick Panel From Driver Door

**WIRING INFORMATION: 1984 Chevy S-10 Blazer**

WIRE	WIRE COLOR	WIRE LOCATION
12V CONSTANT	RED	Ignition Harness
STARTER	YELLOW OR PURPLE	Ignition Harness
IGNITION	PINK	Ignition Harness
ACCESSORY	ORANGE	Ignition Harness
POWER DOOR LOCK (5-wire reverse polarity)	LT. BLUE	Harness Coming Into Vehicle From Driver's Door Or Harness In Driver's Kick Panel
POWER DOOR UNLOCK (5-wire reverse polarity)	BLACK/WHITE	Harness Coming Into Vehicle From Driver's Door Or Harness In Driver's Kick Panel
PARKING LIGHTS (+)	BROWN	At Light Switch Or Driver's Kick Panel
HEADLIGHTS (+)	YELLOW	At Light Switch
DOOR TRIGGER (-)	WHITE	Door Pin Or Under Dash Light
DOME SUPERVISION	USE DOOR TRIGGER	
REAR HATCH RELEASE (+)	BLACK	Release Switch Or Relay Under Dash On Left Side
TACHOMETER WIRE	WHITE	Ignition Coil
BRAKE WIRE (+)	WHITE	At Brake Pedal Switch Or Driver's Kick Panel
HORN TRIGGER (-)	BLACK	Harness At Steering Column
LEFT FRONT WINDOW UP	DARK BLUE	At Motor Inside Driver's Door
LEFT FRONT WINDOW DOWN	BROWN	At Motor Inside Driver's Door
RIGHT FRONT WINDOW UP	BLUE/WHITE	Harness In Driver's Kick Panel From Driver Door
RIGHT FRONT WINDOW DOWN	TAN	Harness In Driver's Kick Panel From Driver Door
LEFT REAR WINDOW UP	DARK GREEN	Harness In Driver's Kick Panel From Driver Door
LEFT REAR WINDOW DOWN	PURPLE	Harness In Driver's Kick Panel From Driver Door
RIGHT REAR WINDOW UP	LIGHT GREEN	Harness In Driver's Kick Panel From Driver Door
RIGHT REAR WINDOW DOWN	PURPLE/WHITE	Harness In Driver's Kick Panel From Driver Door

**WIRING INFORMATION: 1985 Chevy S-10 Blazer**

WIRE	WIRE COLOR	WIRE LOCATION
12V CONSTANT	RED	Ignition Harness
STARTER	YELLOW OR PURPLE	Ignition Harness
IGNITION	PINK	Ignition Harness
ACCESSORY	ORANGE	Ignition Harness
POWER DOOR LOCK (5-wire reverse polarity)	LT. BLUE	Harness Coming Into Vehicle From Driver's Door Or Harness In Driver's Kick Panel
POWER DOOR UNLOCK (5-wire reverse polarity)	BLACK/WHITE	Harness Coming Into Vehicle From Driver's Door Or Harness In Driver's Kick Panel
PARKING LIGHTS (+)	BROWN	At Light Switch Or Driver's Kick Panel
HEADLIGHTS (+)	YELLOW	At Light Switch
DOOR TRIGGER (-)	WHITE	Door Pin Or Under Dash Light
DOME SUPERVISION	USE DOOR TRIGGER	
REAR HATCH RELEASE (+)	BLACK	Release Switch Or Relay Under Dash On Left Side
TACHOMETER WIRE	WHITE	Ignition Coil
BRAKE WIRE (+)	WHITE	At Brake Pedal Switch Or Driver's Kick Panel
HORN TRIGGER (-)	BLACK	Harness At Steering Column
LEFT FRONT WINDOW UP	DARK BLUE	At Motor Inside Driver's Door
LEFT FRONT WINDOW DOWN	BROWN	At Motor Inside Driver's Door
RIGHT FRONT WINDOW UP	BLUE/WHITE	Harness In Driver's Kick Panel From Driver Door
RIGHT FRONT WINDOW DOWN	TAN	Harness In Driver's Kick Panel From Driver Door
LEFT REAR WINDOW UP	DARK GREEN	Harness In Driver's Kick Panel From Driver Door
LEFT REAR WINDOW DOWN	PURPLE	Harness In Driver's Kick Panel From Driver Door
RIGHT REAR WINDOW UP	LIGHT GREEN	Harness In Driver's Kick Panel From Driver Door
RIGHT REAR WINDOW DOWN	PURPLE/WHITE	Harness In Driver's Kick Panel From Driver Door

**WIRING INFORMATION: 1986 Chevy S-10 Blazer**

WIRE	WIRE COLOR	WIRE LOCATION
12V CONSTANT	RED	Ignition Harness
STARTER	YELLOW OR PURPLE	Ignition Harness
IGNITION	PINK	Ignition Harness
ACCESSORY	ORANGE	Ignition Harness
POWER DOOR LOCK (5-wire reverse polarity)	LT. BLUE	Harness Coming Into Vehicle From Driver's Door Or Harness In Driver's Kick Panel
POWER DOOR UNLOCK (5-wire reverse polarity)	BLACK/WHITE	Harness Coming Into Vehicle From Driver's Door Or Harness In Driver's Kick Panel
PARKING LIGHTS (+)	BROWN	At Light Switch Or Driver's Kick Panel
HEADLIGHTS (+)	YELLOW	At Light Switch
DOOR TRIGGER (-)	WHITE	Door Pin Or Under Dash Light
DOME SUPERVISION	USE DOOR TRIGGER	
REAR HATCH RELEASE (+)	BLACK	Release Switch Or Relay Under Dash On Left Side
TACHOMETER WIRE	WHITE	Ignition Coil
BRAKE WIRE (+)	WHITE	At Brake Pedal Switch Or Driver's Kick Panel
HORN TRIGGER (-)	BLACK	Harness At Steering Column
LEFT FRONT WINDOW UP	DARK BLUE	At Motor Inside Driver's Door
LEFT FRONT WINDOW DOWN	BROWN	At Motor Inside Driver's Door
RIGHT FRONT WINDOW UP	BLUE/WHITE	Harness In Driver's Kick Panel From Driver Door
RIGHT FRONT WINDOW DOWN	TAN	Harness In Driver's Kick Panel From Driver Door
LEFT REAR WINDOW UP	DARK GREEN	Harness In Driver's Kick Panel From Driver Door
LEFT REAR WINDOW DOWN	PURPLE	Harness In Driver's Kick Panel From Driver Door
RIGHT REAR WINDOW UP	LIGHT GREEN	Harness In Driver's Kick Panel From Driver Door
RIGHT REAR WINDOW DOWN	PURPLE/WHITE	Harness In Driver's Kick Panel From Driver Door

WIRING INFORMATION: 1987 Chevy S-10 Blazer

WIRE	WIRE COLOR	WIRE LOCATION
12V CONSTANT	RED	Ignition Harness
STARTER	YELLOW OR PURPLE	Ignition Harness
IGNITION	PINK	Ignition Harness
ACCESSORY	ORANGE	Ignition Harness
POWER DOOR LOCK (5-wire reverse polarity)	LT. BLUE	Harness Coming Into Vehicle From Driver's Door Or Harness In Driver's Kick Panel
POWER DOOR UNLOCK (5-wire reverse polarity)	BLACK/WHITE	Harness Coming Into Vehicle From Driver's Door Or Harness In Driver's Kick Panel
PARKING LIGHTS (+)	BROWN	At Light Switch Or Driver's Kick Panel
HEADLIGHTS (+)	YELLOW	At Light Switch
DOOR TRIGGER (-)	WHITE	Door Pin Or Under Dash Light
DOME SUPERVISION	USE DOOR TRIGGER	
REAR HATCH RELEASE (+)	BLACK	Release Switch Or Relay Under Dash On Left Side
TACHOMETER WIRE	WHITE	Ignition Coil
BRAKE WIRE (+)	WHITE	At Brake Pedal Switch Or Driver's Kick Panel
HORN TRIGGER (-)	BLACK	Harness At Steering Column
LEFT FRONT WINDOW UP	DARK BLUE	At Motor Inside Driver's Door
LEFT FRONT WINDOW DOWN	BROWN	At Motor Inside Driver's Door
RIGHT FRONT WINDOW UP	BLUE/WHITE	Harness In Driver's Kick Panel From Driver Door
RIGHT FRONT WINDOW DOWN	TAN	Harness In Driver's Kick Panel From Driver Door
LEFT REAR WINDOW UP	DARK GREEN	Harness In Driver's Kick Panel From Driver Door
LEFT REAR WINDOW DOWN	PURPLE	Harness In Driver's Kick Panel From Driver Door
RIGHT REAR WINDOW UP	LIGHT GREEN	Harness In Driver's Kick Panel From Driver Door
RIGHT REAR WINDOW DOWN	PURPLE/WHITE	Harness In Driver's Kick Panel From Driver Door
LEFT FRONT WINDOW UP	DARK BLUE	At Motor Inside Driver's Door
LEFT FRONT WINDOW DOWN	BROWN	At Motor Inside Driver's Door
RIGHT FRONT WINDOW UP	BLUE/WHITE	Harness In Driver's Kick Panel From Driver Door
RIGHT FRONT WINDOW DOWN	TAN	Harness In Driver's Kick Panel From Driver Door
LEFT REAR WINDOW UP	DARK GREEN	Harness In Driver's Kick Panel From Driver Door
LEFT REAR WINDOW DOWN	PURPLE	Harness In Driver's Kick Panel From Driver Door
RIGHT REAR WINDOW UP	LIGHT GREEN	Harness In Driver's Kick Panel From Driver Door
RIGHT REAR WINDOW DOWN	PURPLE/WHITE	Harness In Driver's Kick Panel From Driver Door

**WIRING INFORMATION: 1988 Chevy S-10 Blazer**

WIRE	WIRE COLOR	WIRE LOCATION
12V CONSTANT	RED	Ignition Harness
STARTER	YELLOW OR PURPLE	Ignition Harness
IGNITION	PINK	Ignition Harness
ACCESSORY	ORANGE	Ignition Harness
POWER DOOR LOCK (5-wire reverse polarity)	LT. BLUE	Harness Coming Into Vehicle From Driver's Door Or Harness In Driver's Kick Panel
POWER DOOR UNLOCK (5-wire reverse polarity)	BLACK/WHITE	Harness Coming Into Vehicle From Driver's Door Or Harness In Driver's Kick Panel
PARKING LIGHTS (+)	BROWN	At Light Switch Or Driver's Kick Panel
HEADLIGHTS (+)	YELLOW	At Light Switch
DOOR TRIGGER (-)	WHITE	Door Pin Or Under Dash Light
DOME SUPERVISION	USE DOOR TRIGGER	
REAR HATCH RELEASE (+)	BLACK	Release Switch Or Relay Under Dash On Left Side
TACHOMETER WIRE	WHITE	Ignition Coil
BRAKE WIRE (+)	WHITE	At Brake Pedal Switch Or Driver's Kick Panel
HORN TRIGGER (-)	BLACK	Harness At Steering Column
LEFT FRONT WINDOW UP	DARK BLUE	At Motor Inside Driver's Door
LEFT FRONT WINDOW DOWN	BROWN	At Motor Inside Driver's Door
RIGHT FRONT WINDOW UP	BLUE/WHITE	Harness In Driver's Kick Panel From Driver Door
RIGHT FRONT WINDOW DOWN	TAN	Harness In Driver's Kick Panel From Driver Door
LEFT REAR WINDOW UP	DARK GREEN	Harness In Driver's Kick Panel From Driver Door
LEFT REAR WINDOW DOWN	PURPLE	Harness In Driver's Kick Panel From Driver Door
RIGHT REAR WINDOW UP	LIGHT GREEN	Harness In Driver's Kick Panel From Driver Door
RIGHT REAR WINDOW DOWN	PURPLE/WHITE	Harness In Driver's Kick Panel From Driver Door

**WIRING INFORMATION: 1989 Chevy S-10 Blazer**

WIRE	WIRE COLOR	WIRE LOCATION
12V CONSTANT	RED	Ignition Harness
STARTER	YELLOW OR PURPLE	Ignition Harness
IGNITION	PINK	Ignition Harness
ACCESSORY	ORANGE	Ignition Harness
POWER DOOR LOCK (5-wire reverse polarity)	LT. BLUE	Harness Coming Into Vehicle From Driver's Door Or Harness In Driver's Kick Panel
POWER DOOR UNLOCK (5-wire reverse polarity)	BLACK/WHITE	Harness Coming Into Vehicle From Driver's Door Or Harness In Driver's Kick Panel
PARKING LIGHTS (+)	BROWN	At Light Switch Or Driver's Kick Panel
HEADLIGHTS (+)	YELLOW	At Light Switch
DOOR TRIGGER (-)	WHITE	Door Pin Or Under Dash Light
DOME SUPERVISION	USE DOOR TRIGGER	
REAR HATCH RELEASE (+)	BLACK	Release Switch Or Relay Under Dash On Left Side
TACHOMETER WIRE	WHITE	Ignition Coil
BRAKE WIRE (+)	WHITE	At Brake Pedal Switch Or Driver's Kick Panel
HORN TRIGGER (-)	BLACK	Harness At Steering Column
LEFT FRONT WINDOW UP	DARK BLUE	At Motor Inside Driver's Door
LEFT FRONT WINDOW DOWN	BROWN	At Motor Inside Driver's Door
RIGHT FRONT WINDOW UP	BLUE/WHITE	Harness In Driver's Kick Panel From Driver Door
RIGHT FRONT WINDOW DOWN	TAN	Harness In Driver's Kick Panel From Driver Door
LEFT REAR WINDOW UP	DARK GREEN	Harness In Driver's Kick Panel From Driver Door
LEFT REAR WINDOW DOWN	PURPLE	Harness In Driver's Kick Panel From Driver Door
RIGHT REAR WINDOW UP	LIGHT GREEN	Harness In Driver's Kick Panel From Driver Door
RIGHT REAR WINDOW DOWN	PURPLE/WHITE	Harness In Driver's Kick Panel From Driver Door

WIRING INFORMATION: 1990 Chevy S-10 Blazer

WIRE	WIRE COLOR	WIRE LOCATION
12V CONSTANT	RED	Ignition Harness
STARTER	YELLOW OR PURPLE	Ignition Harness
IGNITION	PINK	Ignition Harness
ACCESSORY	ORANGE	Ignition Harness
POWER DOOR LOCK (positive trigger on 4 door models and 5-wire reverse polarity on 2 door models)	LT. BLUE	Harness Coming Into Vehicle From Driver's Door Or Harness In Driver's Kick Panel
POWER DOOR UNLOCK (positive trigger on 4 door models and 5-wire reverse polarity on 2 door models)	BLACK/WHITE	Harness Coming Into Vehicle From Driver's Door Or Harness In Driver's Kick Panel
PARKING LIGHTS (+)	BROWN	At Head Light Switch
HEADLIGHTS (+)	YELLOW	At Head Light Switch
DOOR TRIGGER (-)	WHITE	At Door Pin Switch Or Under Dash Light
DOME LIGHT SUPERVISION	USE DOOR TRIGGER	
REAR HATCH RELEASE (+)	BLACK	At Release Switch Or Relay Under Dash On Driver's Side
TACHOMETER WIRE	WHITE	Ignition Coil
BRAKE WIRE (+)	WHITE	Brake Pedal Switch Or Harness In Driver's Kick Panel
HORN TRIGGER (-)	BLACK	Harness At Steering Column
LEFT FRONT WINDOW UP	DARK BLUE	At Motor Inside Driver's Door
LEFT FRONT WINDOW DOWN	BROWN	At Motor Inside Driver's Door
RIGHT FRONT WINDOW UP	BLUE/WHITE	Harness In Driver's Kick Panel From Driver Door
RIGHT FRONT WINDOW DOWN	TAN	Harness In Driver's Kick Panel From Driver Door
LEFT REAR WINDOW UP	DARK GREEN	Harness In Driver's Kick Panel From Driver Door
LEFT REAR WINDOW DOWN	PURPLE	Harness In Driver's Kick Panel From Driver Door
RIGHT REAR WINDOW UP	LIGHT GREEN	Harness In Driver's Kick Panel From Driver Door
RIGHT REAR WINDOW DOWN	PURPLE/WHITE	Harness In Driver's Kick Panel From Driver Door

WIRING INFORMATION: 1991 Chevy S-10 Blazer

WIRE	WIRE COLOR	WIRE LOCATION
12V CONSTANT	RED	Ignition Harness
STARTER	YELLOW OR PURPLE	Ignition Harness
IGNITION	PINK	Ignition Harness
ACCESSORY	ORANGE	Ignition Harness
POWER DOOR LOCK (positive trigger on 4 door models and 5-wire reverse polarity on 2 door models)	LT. BLUE	Harness Coming Into Vehicle From Driver's Door Or Harness In Driver's Kick Panel
POWER DOOR UNLOCK (positive trigger on 4 door models and 5-wire reverse polarity on 2 door models)	BLACK/WHITE	Harness Coming Into Vehicle From Driver's Door Or Harness In Driver's Kick Panel
PARKING LIGHTS (+)	BROWN	At Head Light Switch
HEADLIGHTS (+)	YELLOW	At Head Light Switch
DOOR TRIGGER (-)	WHITE	At Door Pin Switch Or Under Dash Light
DOME LIGHT SUPERVISION	USE DOOR TRIGGER	
REAR HATCH RELEASE (+)	BLACK	At Release Switch Or Relay Under Dash On Driver's Side
TACHOMETER WIRE	WHITE	Ignition Coil
BRAKE WIRE (+)	WHITE	Brake Pedal Switch Or Harness In Driver's Kick Panel
HORN TRIGGER (-)	BLACK	Harness At Steering Column
LEFT FRONT WINDOW UP	DARK BLUE	At Motor Inside Driver's Door
LEFT FRONT WINDOW DOWN	BROWN	At Motor Inside Driver's Door
RIGHT FRONT WINDOW UP	BLUE/WHITE	Harness In Driver's Kick Panel From Driver Door
RIGHT FRONT WINDOW DOWN	TAN	Harness In Driver's Kick Panel From Driver Door
LEFT REAR WINDOW UP	DARK GREEN	Harness In Driver's Kick Panel From Driver Door
LEFT REAR WINDOW DOWN	PURPLE	Harness In Driver's Kick Panel From Driver Door
RIGHT REAR WINDOW UP	LIGHT GREEN	Harness In Driver's Kick Panel From Driver Door
RIGHT REAR WINDOW DOWN	PURPLE/WHITE	Harness In Driver's Kick Panel From Driver Door

WIRING INFORMATION: 1992 Chevy S-10 Blazer

WIRE	WIRE COLOR	WIRE LOCATION
12V CONSTANT	RED	Ignition Harness
STARTER	YELLOW OR PURPLE	Ignition Harness
IGNITION	PINK	Ignition Harness
ACCESSORY	ORANGE	Ignition Harness
POWER DOOR LOCK (positive trigger on 4 door models and 5-wire reverse polarity on 2 door models)	LT. BLUE	Harness Coming Into Vehicle From Driver's Door Or Harness In Driver's Kick Panel
POWER DOOR UNLOCK (positive trigger on 4 door models and 5-wire reverse polarity on 2 door models)	BLACK/WHITE	Harness Coming Into Vehicle From Driver's Door Or Harness In Driver's Kick Panel
PARKING LIGHTS (+)	BROWN	At Head Light Switch
HEADLIGHTS (+)	YELLOW	At Head Light Switch
DOOR TRIGGER (-)	WHITE	At Door Pin Switch Or Under Dash Light
DOME LIGHT SUPERVISION	USE DOOR TRIGGER	
REAR HATCH RELEASE (+)	BLACK	At Release Switch Or Relay Under Dash On Driver's Side
TACHOMETER WIRE	WHITE	Ignition Coil
BRAKE WIRE (+)	WHITE	Brake Pedal Switch Or Harness In Driver's Kick Panel
HORN TRIGGER (-)	BLACK	Harness At Steering Column
LEFT FRONT WINDOW UP	DARK BLUE	At Motor Inside Driver's Door
LEFT FRONT WINDOW DOWN	BROWN	At Motor Inside Driver's Door
RIGHT FRONT WINDOW UP	BLUE/WHITE	Harness In Driver's Kick Panel From Driver Door
RIGHT FRONT WINDOW DOWN	TAN	Harness In Driver's Kick Panel From Driver Door
LEFT REAR WINDOW UP	DARK GREEN	Harness In Driver's Kick Panel From Driver Door
LEFT REAR WINDOW DOWN	PURPLE	Harness In Driver's Kick Panel From Driver Door
RIGHT REAR WINDOW UP	LIGHT GREEN	Harness In Driver's Kick Panel From Driver Door
RIGHT REAR WINDOW DOWN	PURPLE/WHITE	Harness In Driver's Kick Panel From Driver Door



WIRING INFORMATION: 1993 Chevy S-10 Blazer

WIRE	WIRE COLOR	WIRE LOCATION
12V CONSTANT	RED	Ignition Harness
STARTER	YELLOW OR PURPLE	Ignition Harness
IGNITION	PINK	Ignition Harness
ACCESSORY	ORANGE	Ignition Harness
POWER DOOR LOCK (positive trigger on 4 door models and 5-wire reverse polarity on 2 door models)	LT. BLUE	Harness Coming Into Vehicle From Driver's Door Or Harness In Driver's Kick Panel
POWER DOOR UNLOCK (positive trigger on 4 door models and 5-wire reverse polarity on 2 door models)	BLACK/WHITE	Harness Coming Into Vehicle From Driver's Door Or Harness In Driver's Kick Panel
PARKING LIGHTS (+)	BROWN	At Head Light Switch
HEADLIGHTS (+)	YELLOW	At Head Light Switch
DOOR TRIGGER (-)	WHITE	At Door Pin Switch Or Under Dash Light
DOME LIGHT SUPERVISION	USE DOOR TRIGGER	
REAR HATCH RELEASE (+)	BLACK	At Release Switch Or Relay Under Dash On Driver's Side
TACHOMETER WIRE	WHITE	Ignition Coil
BRAKE WIRE (+)	WHITE	Brake Pedal Switch Or Harness In Driver's Kick Panel
HORN TRIGGER (-)	BLACK	Harness At Steering Column
LEFT FRONT WINDOW UP	DARK BLUE	At Motor Inside Driver's Door
LEFT FRONT WINDOW DOWN	BROWN	At Motor Inside Driver's Door
RIGHT FRONT WINDOW UP	BLUE/WHITE	Harness In Driver's Kick Panel From Driver Door
RIGHT FRONT WINDOW DOWN	TAN	Harness In Driver's Kick Panel From Driver Door
LEFT REAR WINDOW UP	DARK GREEN	Harness In Driver's Kick Panel From Driver Door
LEFT REAR WINDOW DOWN	PURPLE	Harness In Driver's Kick Panel From Driver Door
RIGHT REAR WINDOW UP	LIGHT GREEN	Harness In Driver's Kick Panel From Driver Door
RIGHT REAR WINDOW DOWN	PURPLE/WHITE	Harness In Driver's Kick Panel From Driver Door

WIRING INFORMATION: 1994 Chevy S-10 Blazer

WIRE	WIRE COLOR	WIRE LOCATION
12V CONSTANT	RED	Ignition Harness
STARTER	YELLOW OR PURPLE	Ignition Harness
IGNITION	PINK	Ignition Harness
ACCESSORY	ORANGE	Ignition Harness
POWER DOOR LOCK (positive trigger on 4 door models and 5-wire reverse polarity on 2 door models)	LT. BLUE	Harness Coming Into Vehicle From Driver's Door Or Harness In Driver's Kick Panel
POWER DOOR UNLOCK (positive trigger on 4 door models and 5-wire reverse polarity on 2 door models)	BLACK/WHITE	Harness Coming Into Vehicle From Driver's Door Or Harness In Driver's Kick Panel
PARKING LIGHTS (+)	BROWN	At Head Light Switch
HEADLIGHTS (+)	YELLOW	At Head Light Switch
DOOR TRIGGER (-)	WHITE	At Door Pin Switch Or Under Dash Light
DOME LIGHT SUPERVISION	USE DOOR TRIGGER	
REAR HATCH RELEASE (+)	BLACK	At Release Switch Or Relay Under Dash On Driver's Side
TACHOMETER WIRE	WHITE	Ignition Coil
BRAKE WIRE (+)	WHITE	Brake Pedal Switch Or Harness In Driver's Kick Panel
HORN TRIGGER (-)	BLACK	Harness At Steering Column
LEFT FRONT WINDOW UP	DARK BLUE	At Motor Inside Driver's Door
LEFT FRONT WINDOW DOWN	BROWN	At Motor Inside Driver's Door
RIGHT FRONT WINDOW UP	BLUE/WHITE	Harness In Driver's Kick Panel From Driver Door
RIGHT FRONT WINDOW DOWN	TAN	Harness In Driver's Kick Panel From Driver Door
LEFT REAR WINDOW UP	DARK GREEN	Harness In Driver's Kick Panel From Driver Door
LEFT REAR WINDOW DOWN	PURPLE	Harness In Driver's Kick Panel From Driver Door
RIGHT REAR WINDOW UP	LIGHT GREEN	Harness In Driver's Kick Panel From Driver Door
RIGHT REAR WINDOW DOWN	PURPLE/WHITE	Harness In Driver's Kick Panel From Driver Door

WIRING INFORMATION: 1995 Chevy Blazer

WIRE	WIRE COLOR	LOCATION
12V CONSTANT	RED	Ignition harness
STARTER	PURPLE or YELLOW	Ignition harness
12V IGNITION	PINK	Ignition harness
SECOND 12V IGNITION	PINK/WHITE or WHITE	Ignition harness
12V ACCESSORY	ORANGE	Ignition harness
POWER DOOR LOCK (+)	LT.BLUE	Harness In Driver's Kick Panel Or Factory Keyless Module mounted to the under dash panel under steering wheel
POWER DOOR UNLOCK (+)	WHITE	Harness In Driver's Kick Panel Or Factory Keyless Module mounted to the under dash panel under steering wheel
PARKING LIGHTS (+)	BROWN	Headlight Switch
DOOR TRIGGER (-)	WHITE	Module mounted to the under dash panel under steering wheel
REAR HATCH RELEASE (+)	BLACK/WHITE	Release Switch On Dash Or Factory Keyless Module mounted to the under dash panel under steering wheel
TACHOMETER	WHITE	Ignition Coil
BRAKE WIRE (+)	WHITE	Harness In Driver's Kick Panel Or Brake Pedal Switch
HORN TRIGGER (-)	BLACK	Harness At Steering Column
LEFT FRONT WINDOW UP	DARK BLUE	At Motor Inside Driver's Door
LEFT FRONT WINDOW DOWN	BROWN	At Motor Inside Driver's Door
RIGHT FRONT WINDOW UP	BLUE/WHITE	Harness In Driver's Kick Panel From Driver Door
RIGHT FRONT WINDOW DOWN	TAN	Harness In Driver's Kick Panel From Driver Door
LEFT REAR WINDOW UP	DARK GREEN	Harness In Driver's Kick Panel From Driver Door
LEFT REAR WINDOW DOWN	PURPLE	Harness In Driver's Kick Panel From Driver Door
RIGHT REAR WINDOW UP	LIGHT GREEN	Harness In Driver's Kick Panel From Driver Door
RIGHT REAR WINDOW DOWN	PURPLE/WHITE	Harness In Driver's Kick Panel From Driver Door
The WHITE door trigger wire catches all doors, but the dome light is delayed. To keep the alarm from reading the delay, a diode must be placed in line on the wire and make your connection on the door trigger side of the diode. If the vehicle was not equipped with factory keyless entry, the WHITE door trigger wire only catches the front 2 doors. You must go to the rear pin switch for a WHITE wire that will catch the 2 rear doors.		

WIRING INFORMATION: 1996 Chevy Blazer

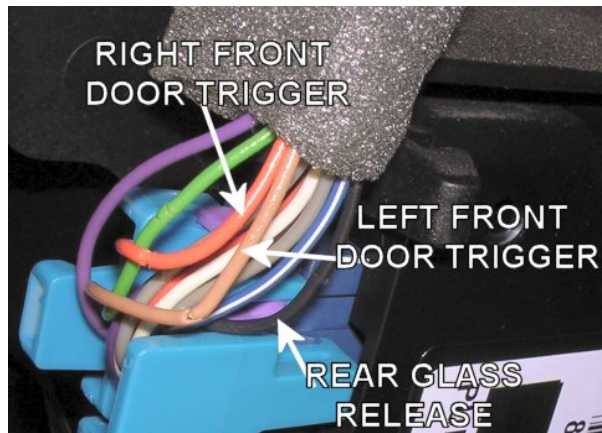
WIRE	WIRE COLOR	LOCATION
12V CONSTANT	RED	Ignition harness
STARTER	PURPLE or YELLOW	Ignition harness
12V IGNITION	PINK	Ignition harness
SECOND 12V IGNITION	PINK/WHITE or WHITE	Ignition harness
12V ACCESSORY	ORANGE	Ignition harness
POWER DOOR LOCK (+)	LT.BLUE	Harness In Driver's Kick Panel Or Factory Keyless Module mounted to the under dash panel under steering wheel
POWER DOOR UNLOCK (+)	WHITE	Harness In Driver's Kick Panel Or Factory Keyless Module mounted to the under dash panel under steering wheel
PARKING LIGHTS (+)	BROWN	Headlight Switch
DOOR TRIGGER (-)	WHITE	Module mounted to the under dash panel under steering wheel
REAR HATCH RELEASE (+)	BLACK/WHITE	Release Switch On Dash Or Factory Keyless Module mounted to the under dash panel under steering wheel
TACHOMETER	WHITE	ECM on Passenger Inner Fender
BRAKE WIRE (+)	WHITE	Harness In Driver's Kick Panel Or Brake Pedal Switch
HORN TRIGGER (-)	BLACK	Harness At Steering Column
LEFT FRONT WINDOW UP	DARK BLUE	At Motor Inside Driver's Door
LEFT FRONT WINDOW DOWN	BROWN	At Motor Inside Driver's Door
RIGHT FRONT WINDOW UP	BLUE/WHITE	Harness In Driver's Kick Panel From Driver Door
RIGHT FRONT WINDOW DOWN	TAN	Harness In Driver's Kick Panel From Driver Door
LEFT REAR WINDOW UP	DARK GREEN	Harness In Driver's Kick Panel From Driver Door
LEFT REAR WINDOW DOWN	PURPLE	Harness In Driver's Kick Panel From Driver Door
RIGHT REAR WINDOW UP	LIGHT GREEN	Harness In Driver's Kick Panel From Driver Door
RIGHT REAR WINDOW DOWN	PURPLE/WHITE	Harness In Driver's Kick Panel From Driver Door
The WHITE door trigger wire catches all doors, but the dome light is delayed. To keep the alarm from reading the delay, a diode must be placed in line on the wire and make your connection on the door trigger side of the diode. If the vehicle was not equipped with factory keyless entry, the WHITE door trigger wire only catches the front 2 doors. You must go to the rear pin switch for a WHITE wire that will catch the 2 rear doors.		

WIRING INFORMATION: 1997 Chevy Blazer

WIRE	WIRE COLOR	LOCATION
12V CONSTANT	RED	Ignition harness
STARTER	PURPLE or YELLOW	Ignition harness
12V IGNITION	PINK	Ignition harness
SECOND 12V IGNITION	PINK/WHITE or WHITE	Ignition harness
12V ACCESSORY	ORANGE	Ignition harness
POWER DOOR LOCK (+)	LT.BLUE	Harness In Driver's Kick Panel Or Factory Keyless Module mounted to the under dash panel under steering wheel
POWER DOOR UNLOCK (+)	WHITE	Harness In Driver's Kick Panel Or Factory Keyless Module mounted to the under dash panel under steering wheel
PARKING LIGHTS (+)	BROWN	Headlight Switch
DOOR TRIGGER (-)	WHITE	Module mounted to the under dash panel under steering wheel
REAR HATCH RELEASE (+)	BLACK/WHITE	Release Switch On Dash Or Factory Keyless Module mounted to the under dash panel under steering wheel
TACHOMETER	WHITE	ECM on Passenger Inner Fender
BRAKE WIRE (+)	WHITE	Harness In Driver's Kick Panel Or Brake Pedal Switch
HORN TRIGGER (-)	BLACK	Harness At Steering Column
LEFT FRONT WINDOW UP	DARK BLUE	At Motor Inside Driver's Door
LEFT FRONT WINDOW DOWN	BROWN	At Motor Inside Driver's Door
RIGHT FRONT WINDOW UP	BLUE/WHITE	Harness In Driver's Kick Panel From Driver Door
RIGHT FRONT WINDOW DOWN	TAN	Harness In Driver's Kick Panel From Driver Door
LEFT REAR WINDOW UP	DARK GREEN	Harness In Driver's Kick Panel From Driver Door
LEFT REAR WINDOW DOWN	PURPLE	Harness In Driver's Kick Panel From Driver Door
RIGHT REAR WINDOW UP	LIGHT GREEN	Harness In Driver's Kick Panel From Driver Door
RIGHT REAR WINDOW DOWN	PURPLE/WHITE	Harness In Driver's Kick Panel From Driver Door
The WHITE door trigger wire catches all doors, but the dome light is delayed. To keep the alarm from reading the delay, a diode must be placed in line on the wire and make your connection on the door trigger side of the diode. If the vehicle was not equipped with factory keyless entry, the WHITE door trigger wire only catches the front 2 doors. You must go to the rear pin switch for a WHITE wire that will catch the 2 rear doors.		

WIRING INFORMATION: 1998 Chevy Blazer



WIRE	WIRE COLOR	LOCATION
12V CONSTANT	RED	Ignition harness
STARTER	YELLOW	Ignition harness
12V IGNITION	PINK	Ignition harness
SECOND 12V IGNITION	WHITE	Ignition harness
12V ACCESSORY	ORANGE	Ignition harness
POWER DOOR LOCK (+)	LT.BLUE	In Brown Connector At BCM
POWER DOOR UNLOCK (+)	WHITE	In Brown Connector At BCM
PARKING LIGHTS (+)	BROWN	In Purple Connector At BCM
LEFT FRONT DOOR TRIGGER (-)	TAN	In Purple Connector At BCM
RIGHT FRONT DOOR TRIGGER (-)	ORANGE	In Purple Connector At BCM
On some models the ORANGE wire will also catch the driver's door.		
REAR DOORS AND REAR HATCH TRIGGER (-)	BLUE/WHITE	In Blue Connector At BCM
REAR GLASS TRIGGER (-)	PINK/BLACK	In Blue Connector At BCM
REAR GLASS RELEASE (-)	BLACK	In Purple Connector At BCM
TACHOMETER WIRE	WHITE	Power Control Module on passenger Inner Fender
BRAKE WIRE (+)	WHITE	In Large Black Connector Under Dash Left Of Steering Column
HORN TRIGGER (-)	BLACK	In Brown Connector At BCM
LEFT FRONT WINDOW UP	DARK BLUE	At Motor Inside Driver's Door
LEFT FRONT WINDOW DOWN	BROWN	At Motor Inside Driver's Door
RIGHT FRONT WINDOW UP	LIGHT BLUE	Harness In Driver's Kick Panel From Driver Door
RIGHT FRONT WINDOW DOWN	TAN	
LEFT REAR WINDOW UP	DARK GREEN	
LEFT REAR WINDOW DOWN	PURPLE	
RIGHT REAR WINDOW UP	LIGHT GREEN	
RIGHT REAR WINDOW DOWN	PURPLE	
The BCM is under the dash to the right of the gas pedal.		
This vehicle is equipped with a Passlock II anti-theft system. This must be bypassed when installing a remote start.		







# WIRING INFORMATION: 1999 Chevy Blazer

WIRE	WIRE COLOR	LOCATION
12V CONSTANT	RED	Ignition harness
STARTER	YELLOW	Ignition harness
12V IGNITION	PINK	Ignition harness
SECOND 12V IGNITION	WHITE	Ignition harness
12V ACCESSORY	ORANGE	Ignition harness
POWER DOOR LOCK (+)	LT.BLUE	In Brown Connector At BCM
POWER DOOR UNLOCK (+)	WHITE	In Brown Connector At BCM
PARKING LIGHTS (+)	BROWN	In Purple Connector At BCM
LEFT FRONT DOOR TRIGGER (-)	TAN	In Purple Connector At BCM
RIGHT FRONT DOOR TRIGGER (-)	ORANGE	In Purple Connector At BCM
On some models the ORANGE wire will also catch the driver's door.		
REAR DOORS AND REAR HATCH TRIGGER (-)	BLUE/WHITE	In Blue Connector At BCM
REAR GLASS TRIGGER (-)	PINK/BLACK	In Blue Connector At BCM
REAR GLASS RELEASE (-)	BLACK	In Purple Connector At BCM
FACTORY ALARM ARM	Arms with factory remote or locking the doors with a door open	
FACTORY ALARM DISARM (-)	LT.GREEN	In Purple Connector At BCM
TACHOMETER WIRE	WHITE	Power Control Module on passenger Inner Fender
BRAKE WIRE (+)	WHITE	In Large Black Connector Under Dash Left Of Steering Column
HORN TRIGGER (-)	BLACK	In Brown Connector At BCM
LEFT FRONT WINDOW UP	DARK BLUE	At Motor Inside Driver's Door
LEFT FRONT WINDOW DOWN	BROWN	At Motor Inside Driver's Door
RIGHT FRONT WINDOW UP	LIGHT BLUE	Harness In Driver's Kick Panel From Driver Door
RIGHT FRONT WINDOW DOWN	TAN	
LEFT REAR WINDOW UP	DARK GREEN	
LEFT REAR WINDOW DOWN	PURPLE	
RIGHT REAR WINDOW UP	LIGHT GREEN	
RIGHT REAR WINDOW DOWN	PURPLE	
The BCM is under the dash to the right of the gas pedal.		
This vehicle is equipped with a Passlock II anti-theft system. This must be bypassed when installing a remote start.		



WIRING INFORMATION: 2000 Chevy Blazer



WIRE	WIRE COLOR	LOCATION
12V CONSTANT	RED	Ignition harness
STARTER	YELLOW	Ignition harness
12V IGNITION	PINK	Ignition harness
SECOND 12V IGNITION	WHITE	Ignition harness
12V ACCESSORY	ORANGE	Ignition harness
POWER DOOR LOCK (+)	LT.BLUE	In Brown Connector At BCM
POWER DOOR UNLOCK (+)	WHITE	In Brown Connector At BCM
PARKING LIGHTS (+)	BROWN	In Purple Connector At BCM
LEFT FRONT DOOR TRIGGER (-)	TAN	In Purple Connector At BCM
RIGHT FRONT DOOR TRIGGER (-)	ORANGE	In Purple Connector At BCM
On some models the ORANGE wire will also catch the driver's door.		
REAR DOORS AND REAR HATCH TRIGGER (-)	BLUE/WHITE	In Blue Connector At BCM
REAR GLASS TRIGGER (-)	PINK/BLACK	In Blue Connector At BCM
REAR GLASS RELEASE (-)	BLACK	In Purple Connector At BCM
FACTORY ALARM ARM	Arms with factory remote or locking the doors with a door open	
FACTORY ALARM DISARM (-)	LT.GREEN	In Purple Connector At BCM
TACHOMETER WIRE	WHITE	Power Control Module on passenger Inner Fender
BRAKE WIRE (+)	WHITE	In Large Black Connector Under Dash Left Of Steering Column
HORN TRIGGER (-)	BLACK	In Brown Connector At BCM
LEFT FRONT WINDOW UP	DARK BLUE	At Motor Inside Driver's Door
LEFT FRONT WINDOW DOWN	BROWN	At Motor Inside Driver's Door
RIGHT FRONT WINDOW UP	LIGHT BLUE	Harness In Driver's Kick Panel From Driver Door
RIGHT FRONT WINDOW DOWN	TAN	
LEFT REAR WINDOW UP	DARK GREEN	
LEFT REAR WINDOW DOWN	PURPLE	
RIGHT REAR WINDOW UP	LIGHT GREEN	
RIGHT REAR WINDOW DOWN	PURPLE	
The BCM is under the dash to the right of the gas pedal.		
This vehicle is equipped with a Passlock II anti-theft system. This must be bypassed when installing a remote start.		






# WIRING INFORMATION: 2001 Chevy Blazer

WIRE	WIRE COLOR	LOCATION
12V CONSTANT	RED	Ignition harness
STARTER	YELLOW	Ignition harness
12V IGNITION	PINK	Ignition harness
SECOND 12V IGNITION	WHITE	Ignition harness
12V ACCESSORY	ORANGE	Ignition harness
POWER DOOR LOCK (+)	LT.BLUE	In Brown Connector At BCM
POWER DOOR UNLOCK (+)	WHITE	In Brown Connector At BCM
PARKING LIGHTS (+)	BROWN	In Purple Connector At BCM
LEFT FRONT DOOR TRIGGER (-)	TAN	In Purple Connector At BCM
RIGHT FRONT DOOR TRIGGER (-)	ORANGE	In Purple Connector At BCM
On some models the ORANGE wire will also catch the driver's door.		
REAR DOORS AND REAR HATCH TRIGGER (-)	BLUE/WHITE	In Blue Connector At BCM
REAR GLASS TRIGGER (-)	PINK/BLACK	In Blue Connector At BCM
REAR GLASS RELEASE (-)	BLACK	In Purple Connector At BCM
FACTORY ALARM ARM	Arms with factory remote or locking the doors with a door open	
FACTORY ALARM DISARM (-)	LT.GREEN	In Purple Connector At BCM
TACHOMETER WIRE	WHITE	Power Control Module on passenger Inner Fender
BRAKE WIRE (+)	WHITE	In Large Black Connector Under Dash Left Of Steering Column
HORN TRIGGER (-)	BLACK	In Brown Connector At BCM
LEFT FRONT WINDOW UP	DARK BLUE	At Motor Inside Driver's Door
LEFT FRONT WINDOW DOWN	BROWN	At Motor Inside Driver's Door
RIGHT FRONT WINDOW UP	LIGHT BLUE	Harness In Driver's Kick Panel From Driver Door
RIGHT FRONT WINDOW DOWN	TAN	
LEFT REAR WINDOW UP	DARK GREEN	
LEFT REAR WINDOW DOWN	PURPLE	
RIGHT REAR WINDOW UP	LIGHT GREEN	
RIGHT REAR WINDOW DOWN	PURPLE	
The BCM is under the dash to the right of the gas pedal.		
This vehicle is equipped with a Passlock II anti-theft system. This must be bypassed when installing a remote start.		



# WIRING INFORMATION: 2002 Chevy Blazer



WIRE	WIRE COLOR	LOCATION
12V CONSTANT	RED	Ignition harness
STARTER	YELLOW	Ignition harness
12V IGNITION	PINK	Ignition harness
SECOND 12V IGNITION	WHITE	Ignition harness
12V ACCESSORY	ORANGE	Ignition harness
POWER DOOR LOCK (+)	LT.BLUE	In Brown Connector At BCM
POWER DOOR UNLOCK (+)	WHITE	In Brown Connector At BCM
PARKING LIGHTS (+)	BROWN	In Purple Connector At BCM
LEFT FRONT DOOR TRIGGER (-)	TAN	In Purple Connector At BCM
RIGHT FRONT DOOR TRIGGER (-)	ORANGE	In Purple Connector At BCM
On some models the ORANGE wire will also catch the driver's door.		
REAR DOORS AND REAR HATCH TRIGGER (-)	BLUE/WHITE	In Blue Connector At BCM
REAR GLASS TRIGGER (-)	PINK/BLACK	In Blue Connector At BCM
REAR GLASS RELEASE (-)	BLACK	In Purple Connector At BCM
FACTORY ALARM ARM	Arms with factory remote or locking the doors with a door open	
FACTORY ALARM DISARM (-)	LT.GREEN	In Purple Connector At BCM
TACHOMETER WIRE	WHITE	Power Control Module on passenger Inner Fender
BRAKE WIRE (+)	WHITE	In Large Black Connector Under Dash Left Of Steering Column
HORN TRIGGER (-)	BLACK	In Brown Connector At BCM
LEFT FRONT WINDOW UP	DARK BLUE	At Motor Inside Driver's Door
LEFT FRONT WINDOW DOWN	BROWN	At Motor Inside Driver's Door
RIGHT FRONT WINDOW UP	LIGHT BLUE	Harness In Driver's Kick Panel From Driver Door
RIGHT FRONT WINDOW DOWN	TAN	
LEFT REAR WINDOW UP	DARK GREEN	
LEFT REAR WINDOW DOWN	PURPLE	
RIGHT REAR WINDOW UP	LIGHT GREEN	
RIGHT REAR WINDOW DOWN	PURPLE	
The BCM is under the dash to the right of the gas pedal.		
This vehicle is equipped with a Passlock II anti-theft system. This must be bypassed when installing a remote start.		






# WIRING INFORMATION: 2003 Chevy Blazer

WIRE	WIRE COLOR	LOCATION
12V CONSTANT	RED	Ignition harness
STARTER	YELLOW	Ignition harness
12V IGNITION	PINK	Ignition harness
SECOND 12V IGNITION	WHITE	Ignition harness
12V ACCESSORY	ORANGE	Ignition harness
POWER DOOR LOCK (+)	LT.BLUE	In Brown Connector At BCM
POWER DOOR UNLOCK (+)	WHITE	In Brown Connector At BCM
PARKING LIGHTS (+)	BROWN	In Purple Connector At BCM
LEFT FRONT DOOR TRIGGER (-)	TAN	In Purple Connector At BCM
RIGHT FRONT DOOR TRIGGER (-)	ORANGE	In Purple Connector At BCM
On some models the ORANGE wire will also catch the driver's door.		
REAR DOORS AND REAR HATCH TRIGGER (-)	BLUE/WHITE	In Blue Connector At BCM
REAR GLASS TRIGGER (-)	PINK/BLACK	In Blue Connector At BCM
REAR GLASS RELEASE (-)	BLACK	In Purple Connector At BCM
FACTORY ALARM ARM	Arms with factory remote or locking the doors with a door open	
FACTORY ALARM DISARM (-)	LT.GREEN	In Purple Connector At BCM
TACHOMETER WIRE	WHITE	Power Control Module on passenger Inner Fender
BRAKE WIRE (+)	WHITE	In Large Black Connector Under Dash Left Of Steering Column
HORN TRIGGER (-)	BLACK	In Brown Connector At BCM
LEFT FRONT WINDOW UP	DARK BLUE	At Motor Inside Driver's Door
LEFT FRONT WINDOW DOWN	BROWN	At Motor Inside Driver's Door
RIGHT FRONT WINDOW UP	LIGHT BLUE	Harness In Driver's Kick Panel From Driver Door
RIGHT FRONT WINDOW DOWN	TAN	
LEFT REAR WINDOW UP	DARK GREEN	
LEFT REAR WINDOW DOWN	PURPLE	
RIGHT REAR WINDOW UP	LIGHT GREEN	
RIGHT REAR WINDOW DOWN	PURPLE	
The BCM is under the dash to the right of the gas pedal.		
This vehicle is equipped with a Passlock II anti-theft system. This must be bypassed when installing a remote start.		



WIRING INFORMATION: 2004 Chevy Blazer

WIRE	WIRE COLOR	LOCATION
12V CONSTANT	RED	Ignition harness
STARTER	YELLOW	Ignition harness
12V IGNITION	PINK	Ignition harness
SECOND 12V IGNITION	WHITE	Ignition harness
12V ACCESSORY	ORANGE	Ignition harness
SECOND ACCESSORY WIRE	BROWN	Ignition harness
POWER DOOR LOCK (+)	LT.BLUE	In Brown Connector At BCM
POWER DOOR UNLOCK (+)	WHITE	In Brown Connector At BCM
PARKING LIGHTS (+)	BROWN	In Purple Connector At BCM
LEFT FRONT DOOR TRIGGER (-)	TAN	In Purple Connector At BCM
RIGHT FRONT DOOR TRIGGER (-)	ORANGE	In Purple Connector At BCM
On some models the ORANGE wire will also catch the driver's door.		
REAR DOORS AND HATCH TRIGGER (-)	BLUE/WHITE	In Blue Connector At BCM
REAR GLASS TRIGGER (-)	PINK/BLACK	In Blue Connector At BCM
REAR GLASS RELEASE (-)	BLACK	In Purple Connector At BCM
FACTORY ALARM ARM	Arms with factory remote or locking the doors with a door open	
FACTORY ALARM DISARM (-)	LT.GREEN	In Purple Connector At BCM
TACHOMETER WIRE	WHITE	Power Control Module on passenger Inner Fender
BRAKE WIRE (+)	WHITE	In Large Black Connector Under Dash Left Of Steering Column
HORN TRIGGER (-)	BLACK	In Brown Connector At BCM
LEFT FRONT WINDOW UP	DARK BLUE	At Motor Inside Driver's Door
LEFT FRONT WINDOW DOWN	BROWN	At Motor Inside Driver's Door
RIGHT FRONT WINDOW UP	LIGHT BLUE	Harness In Driver's Kick Panel From Driver Door
RIGHT FRONT WINDOW DOWN	TAN	
LEFT REAR WINDOW UP	DARK GREEN	
LEFT REAR WINDOW DOWN	PURPLE	
RIGHT REAR WINDOW UP	LIGHT GREEN	
RIGHT REAR WINDOW DOWN	PURPLE	
The BCM is under the dash to the right of the gas pedal.		
This vehicle is equipped with a Passlock II anti-theft system. This must be bypassed when installing a remote start.		





# WIRING INFORMATION: 2005 Chevy Blazer

WIRE	WIRE COLOR	LOCATION
12V CONSTANT	RED	Ignition harness
STARTER	YELLOW	Ignition harness
12V IGNITION	PINK	Ignition harness
SECOND 12V IGNITION	WHITE	Ignition harness
12V ACCESSORY	ORANGE	Ignition harness
SECOND ACCESSORY WIRE	BROWN	Ignition harness
POWER DOOR LOCK (+)	LT.BLUE	In Brown Connector At BCM
POWER DOOR UNLOCK (+)	WHITE	In Brown Connector At BCM
PARKING LIGHTS (+)	BROWN	In Purple Connector At BCM
LEFT FRONT DOOR TRIGGER (-)	TAN	In Purple Connector At BCM
RIGHT FRONT DOOR TRIGGER (-)	ORANGE	In Purple Connector At BCM
On some models the ORANGE wire will also catch the driver's door.		
REAR DOORS AND HATCH TRIGGER (-)	BLUE/WHITE	In Blue Connector At BCM
REAR GLASS TRIGGER (-)	PINK/BLACK	In Blue Connector At BCM
REAR GLASS RELEASE (-)	BLACK	In Purple Connector At BCM
FACTORY ALARM ARM	Arms with factory remote or locking the doors with a door open	
FACTORY ALARM DISARM (-)	LT.GREEN	In Purple Connector At BCM
TACHOMETER WIRE	WHITE	Power Control Module on passenger Inner Fender
BRAKE WIRE (+)	WHITE	In Large Black Connector Under Dash Left Of Steering Column
HORN TRIGGER (-)	BLACK	In Brown Connector At BCM
LEFT FRONT WINDOW UP	DARK BLUE	At Motor Inside Driver's Door
LEFT FRONT WINDOW DOWN	BROWN	At Motor Inside Driver's Door
RIGHT FRONT WINDOW UP	LIGHT BLUE	Harness In Driver's Kick Panel From Driver Door
RIGHT FRONT WINDOW DOWN	TAN	
LEFT REAR WINDOW UP	DARK GREEN	
LEFT REAR WINDOW DOWN	PURPLE	
RIGHT REAR WINDOW UP	LIGHT GREEN	
RIGHT REAR WINDOW DOWN	PURPLE	
The BCM is under the dash to the right of the gas pedal.		
This vehicle is equipped with a Passlock II anti-theft system. This must be bypassed when installing a remote start.		

