

TRIPLE S *Customs*

DODGE CARAVAN 1989-2005 VEHICLE WIRING

WIRING INFORMATION: 1989 Dodge Caravan

WIRE	WIRE COLOR	WIRE LOCATION
12V CONSTANT WIRE	RED	Ignition Harness
STARTER WIRE	YELLOW	Ignition Harness
IGNITION WIRE	DK. BLUE	Ignition Harness
ACCESSORY WIRE	BLACK/ORANGE	Ignition Harness
POWER DOOR LOCK (5-wire reverse polarity)	ORANGE	Harness Coming Into Vehicle From Driver's Door
POWER DOOR UNLOCK (5-wire reverse polarity)	PINK	Harness Coming Into Vehicle From Driver's Door
PARKING LIGHTS (+)	BLACK/YELLOW	Harness In Driver's Kick Panel
HEADLIGHTS (+)	LT. GREEN	At Headlight Switch
DOOR TRIGGER (-)	YELLOW and BROWN/YELLOW (sliding door)	Door Pin Or Harness In Driver's Kick Panel
DOME LIGHT SUPERVISION	USE DOOR TRIGGER	
REAR HATCH TRIGGER (-)	TAN/BLACK	Harness In Driver's Kick Panel
REAR HATCH RELEASE (+)	BLACK	Relay Below Fuse box
TACHOMETER WIRE	GRAY OR GRAY/BLACK	Ignition Coil
BRAKE WIRE (+)	WHITE/TAN	Harness In Driver's Kick Panel Brake Pedal Switch
HORN TRIGGER (-)	BLACK/RED	Harness At Steering Column
LEFT FRONT WINDOW UP	LT.BLUE	At Driver Window Motor Inside Door
LEFT FRONT WINDOW DOWN	WHITE	At Driver Window Motor Inside Door
RIGHT FRONT WINDOW UP	BROWN/WHITE	Harness In Driver's Kick From Driver Door
RIGHT FRONT WINDOW DOWN	PURPLE/WHITE	Harness In Driver's Kick From Driver Door

WIRING INFORMATION: 1990 Dodge Caravan

WIRE	WIRE COLOR	WIRE LOCATION
12V CONSTANT WIRE	RED	Ignition Harness
STARTER WIRE	YELLOW	Ignition Harness
IGNITION WIRE	DK. BLUE	Ignition Harness
ACCESSORY WIRE	BLACK/ORANGE	Ignition Harness
POWER DOOR LOCK (5-wire reverse polarity)	ORANGE	Harness Coming Into Vehicle From Driver's Door
POWER DOOR UNLOCK (5-wire reverse polarity)	PINK	Harness Coming Into Vehicle From Driver's Door
PARKING LIGHTS (+)	BLACK/YELLOW	Harness In Driver's Kick Panel
HEADLIGHTS (+)	LT. GREEN	At Headlight Switch
DOOR TRIGGER (-)	YELLOW and BROWN/YELLOW (sliding door)	Door Pin Or Harness In Driver's Kick Panel
DOME LIGHT SUPERVISION	USE DOOR TRIGGER	
REAR HATCH TRIGGER (-)	TAN/BLACK	Harness In Driver's Kick Panel
REAR HATCH RELEASE (+)	BLACK	Relay Below Fuse box
TACHOMETER WIRE	GRAY OR GRAY/BLACK	Ignition Coil
BRAKE WIRE (+)	WHITE/TAN	Harness In Driver's Kick Panel Brake Pedal Switch
HORN TRIGGER (-)	BLACK/RED	Harness At Steering Column
LEFT FRONT WINDOW UP	LT.BLUE	At Driver Window Motor Inside Door
LEFT FRONT WINDOW DOWN	WHITE	At Driver Window Motor Inside Door
RIGHT FRONT WINDOW UP	BROWN/WHITE	Harness In Driver's Kick From Driver Door
RIGHT FRONT WINDOW DOWN	PURPLE/WHITE	Harness In Driver's Kick From Driver Door

WIRING INFORMATION: 1991 Dodge Caravan

WIRE	WIRE COLOR	WIRE LOCATION
12V CONSTANT WIRE	RED	Ignition Harness
STARTER WIRE	YELLOW	Ignition Harness
IGNITION WIRE	DK. BLUE	Ignition Harness
ACCESSORY WIRE	BLACK/ORANGE	Ignition Harness
POWER DOOR LOCK (+)	ORANGE/WHITE	Harness Coming Into Vehicle From Driver's Door Or Harness Behind Relays Above Fuse Box
POWER DOOR UNLOCK (+)	PINK/PURPLE	Harness Coming Into Vehicle From Driver's Door Or Harness Behind Relays Above Fuse Box
PARKING LIGHTS (+)	BLACK/YELLOW	Harness In Driver's Kick Panel
PARKING LIGHTS (-)	BROWN/ORANGE	At Headlight Switch
HEADLIGHTS (-)	ORANGE/WHITE	At Headlight Switch
DOOR TRIGGER (-)	YELLOW and BROWN/YELLOW (sliding door)	Factory Door Pin Or Harness Left Of Steering Column, Sliding Door Trigger In Harness In Driver's Kick Panel
REAR HATCH TRIGGER (-)	TAN/BLACK	Harness In Driver's Kick Panel
REAR HATCH RELEASE (+)	GREEN/BLACK	At Release Switch
TACHOMETER WIRE	GRAY, RED/YELLOW, BLUE/YELLOW	At Ignition Coil Pack
BRAKE WIRE (+)	WHITE/TAN	Harness In Driver's Kick Panel Or At Brake Pedal Switch
HORN TRIGGER (-)	BLACK/RED	Harness At Steering Column
LEFT FRONT WINDOW UP	LT.BLUE	At Driver Window Motor Inside Door
LEFT FRONT WINDOW DOWN	WHITE	At Driver Window Motor Inside Door
RIGHT FRONT WINDOW UP	BROWN/WHITE	Harness In Driver's Kick From Driver Door
RIGHT FRONT WINDOW DOWN	PURPLE/WHITE	Harness In Driver's Kick From Driver Door

WIRING INFORMATION: 1992 Dodge Caravan

WIRE	WIRE COLOR	WIRE LOCATION
12V CONSTANT WIRE	RED	Ignition Harness
STARTER WIRE	YELLOW	Ignition Harness
IGNITION WIRE	DK. BLUE	Ignition Harness
ACCESSORY WIRE	BLACK/ORANGE	Ignition Harness
POWER DOOR LOCK (+)	ORANGE/WHITE	Harness Coming Into Vehicle From Driver's Door Or Harness Behind Relays Above Fuse Box
POWER DOOR UNLOCK (+)	PINK/PURPLE	Harness Coming Into Vehicle From Driver's Door Or Harness Behind Relays Above Fuse Box
PARKING LIGHTS (+)	BLACK/YELLOW	Harness In Driver's Kick Panel
PARKING LIGHTS (-)	BROWN/ORANGE	At Headlight Switch
HEADLIGHTS (-)	ORANGE/WHITE	At Headlight Switch
DOOR TRIGGER (-)	YELLOW and BROWN/YELLOW (sliding door)	Factory Door Pin Or Harness Left Of Steering Column, Sliding Door Trigger In Harness In Driver's Kick Panel
REAR HATCH TRIGGER (-)	TAN/BLACK	Harness In Driver's Kick Panel
REAR HATCH RELEASE (+)	GREEN/BLACK	At Release Switch
TACHOMETER WIRE	GRAY, RED/YELLOW, BLUE/YELLOW	At Ignition Coil Pack
BRAKE WIRE (+)	WHITE/TAN	Harness In Driver's Kick Panel Or At Brake Pedal Switch
HORN TRIGGER (-)	BLACK/RED	Harness At Steering Column
LEFT FRONT WINDOW UP	LT.BLUE	At Driver Window Motor Inside Door
LEFT FRONT WINDOW DOWN	WHITE	At Driver Window Motor Inside Door
RIGHT FRONT WINDOW UP	BROWN/WHITE	Harness In Driver's Kick From Driver Door
RIGHT FRONT WINDOW DOWN	PURPLE/WHITE	Harness In Driver's Kick From Driver Door

WIRING INFORMATION: 1993 Dodge Caravan

WIRE	WIRE COLOR	WIRE LOCATION
12V CONSTANT WIRE	RED	Ignition Harness
STARTER WIRE	YELLOW	Ignition Harness
IGNITION WIRE	DK. BLUE	Ignition Harness
ACCESSORY WIRE	BLACK/ORANGE	Ignition Harness
POWER DOOR LOCK (+)	ORANGE/WHITE	Harness Coming Into Vehicle From Driver's Door Or Harness Behind Relays Above Fuse Box
POWER DOOR UNLOCK (+)	PINK/PURPLE	Harness Coming Into Vehicle From Driver's Door Or Harness Behind Relays Above Fuse Box
PARKING LIGHTS (+)	BLACK/YELLOW	Harness In Driver's Kick Panel
PARKING LIGHTS (-)	BROWN/ORANGE	At Headlight Switch
HEADLIGHTS (-)	ORANGE/WHITE	At Headlight Switch
DOOR TRIGGER (-)	YELLOW and BROWN/YELLOW (sliding door)	Factory Door Pin Or Harness Left Of Steering Column, Sliding Door Trigger In Harness In Driver's Kick Panel
REAR HATCH TRIGGER (-)	TAN/BLACK	Harness In Driver's Kick Panel
REAR HATCH RELEASE (+)	GREEN/BLACK	At Release Switch
TACHOMETER WIRE	GRAY, RED/YELLOW, BLUE/YELLOW	At Ignition Coil Pack
BRAKE WIRE (+)	WHITE/TAN	Harness In Driver's Kick Panel Or At Brake Pedal Switch
HORN TRIGGER (-)	BLACK/RED	Harness At Steering Column
LEFT FRONT WINDOW UP	LT.BLUE	At Driver Window Motor Inside Door
LEFT FRONT WINDOW DOWN	WHITE	At Driver Window Motor Inside Door
RIGHT FRONT WINDOW UP	BROWN/WHITE	Harness In Driver's Kick From Driver Door
RIGHT FRONT WINDOW DOWN	PURPLE/WHITE	Harness In Driver's Kick From Driver Door

WIRING INFORMATION: 1994 Dodge Caravan



WIRE	WIRE COLOR	WIRE LOCATION
12V CONSTANT WIRE	RED & PINK/BLACK	Ignition Harness
STARTER WIRE	YELLOW	Ignition Harness
IGNITION WIRE	DK. BLUE	Ignition Harness
ACCESSORY WIRE	BLACK/ORANGE	Ignition Harness
POWER DOOR LOCK (+)	ORANGE/WHITE	At Relays Inside Center Console
POWER DOOR UNLOCK (+)	PINK/PURPLE	At Relays Inside Center Console
PARKING LIGHTS (+)	BLACK/YELLOW	Harness In Driver's Kick Panel
PARKING LIGHTS (-)	BROWN/ORANGE	At Switch
HEADLIGHTS (-)	ORANGE/WHITE	At Switch
DOOR TRIGGER (-)	YELLOW	At Module Inside Center Console
DOME SUPERVISION	USE DOOR TRIGGER	
REAR HATCH TRIGGER	TIED IN WITH DOORS	
REAR HATCH RELEASE (+)	GREEN/BLACK	At Switch
TACHOMETER WIRE	BLACK/GRAY, RED, BLUE/YELLOW	At Ignition Coil Pack
BRAKE WIRE (+)	WHITE/TAN	Harness In Driver's Kick Panel Or At Brake Pedal Switch
HORN TRIGGER (-)	BLACK/RED	Harness At Steering Column
LEFT FRONT WINDOW UP	LT.BLUE	At Driver Window Motor Inside Door
LEFT FRONT WINDOW DOWN	WHITE	At Driver Window Motor Inside Door
RIGHT FRONT WINDOW UP	BROWN/WHITE	Harness In Driver's Kick From Driver Door
RIGHT FRONT WINDOW DOWN	PURPLE/WHITE	Harness In Driver's Kick From Driver Door
LEFT REAR WINDOW UP	BLUE/WHITE	At Left Rear Window Switch
LEFT REAR WINDOW DOWN	RED/BLACK	At Left Rear Window Switch
RIGHT REAR WINDOW UP	GRAY/BLACK	At Right Rear Window Switch
RIGHT REAR WINDOW DOWN	GREEN/WHITE	At Right Rear Window Switch

WIRING INFORMATION: 1995 Dodge Caravan

WIRE	WIRE COLOR	WIRE LOCATION
12V CONSTANT WIRE	RED & PINK/BLACK	Ignition Harness
STARTER WIRE	YELLOW	Ignition Harness
IGNITION WIRE	DK. BLUE	Ignition Harness
ACCESSORY WIRE	BLACK/ORANGE	Ignition Harness
POWER DOOR LOCK (+)	ORANGE/WHITE	At Relays Inside Center Console
POWER DOOR UNLOCK (+)	PINK/PURPLE	At Relays Inside Center Console
PARKING LIGHTS (+)	BLACK/YELLOW	Harness In Driver's Kick Panel
DOOR TRIGGER (-)	YELLOW	At Module Inside Center Console
REAR HATCH TRIGGER	TIED IN WITH DOORS	
REAR HATCH RELEASE (+)	GREEN/BLACK	At Switch
TACHOMETER WIRE	BLACK/GRAY, RED, BLUE/YELLOW	At Ignition Coil Pack
BRAKE WIRE (+)	WHITE/TAN	Harness In Driver's Kick Panel Or At Brake Pedal Switch
HORN TRIGGER (-)	BLACK/RED	Harness At Steering Column
LEFT FRONT WINDOW UP	LT.BLUE	At Driver Window Motor Inside Door
LEFT FRONT WINDOW DOWN	WHITE	At Driver Window Motor Inside Door
RIGHT FRONT WINDOW UP	BROWN/WHITE	Harness In Driver's Kick From Driver Door
RIGHT FRONT WINDOW DOWN	PURPLE/WHITE	Harness In Driver's Kick From Driver Door
LEFT REAR WINDOW UP	BLUE/WHITE	At Left Rear Window Switch
LEFT REAR WINDOW DOWN	RED/BLACK	At Left Rear Window Switch
RIGHT REAR WINDOW UP	GRAY/BLACK	At Right Rear Window Switch
RIGHT REAR WINDOW DOWN	GREEN/WHITE	At Right Rear Window Switch



WIRING INFORMATION: 1996 Dodge Caravan

WIRE	WIRE COLOR	WIRE LOCATION
12V CONSTANT WIRE	RED	Ignition Harness
STARTER WIRE	YELLOW	Ignition Harness
IGNITION WIRE	BLUE	Ignition Harness
SECOND IGNITION WIRE	BLACK/ORANGE	Ignition Harness
ACCESSORY WIRE	BLACK/WHITE	Ignition Harness
POWER DOOR LOCK AND UNLOCK	WHITE/GREEN	Harness On Bottom Of Fuse Box On Left
WITH OEM security= Lock is negative trigger through 4020 ohm resistor. Unlock is negative trigger through 665 ohm resistor WITHOUT OEM security= Lock is negative trigger through 1500 ohm resistor. Unlock is negative trigger through 250 ohm resistor		
PARKING LIGHTS (+)	DO NOT USE	
PARKING LIGHTS (-)	GREEN/WHITE OR GREEN/RED	Headlight Switch
On 1996-2000 Chrysler, Dodge, and Plymouth minivans with auto-lamps a special interface is required. The BLACK/YELLOW wire at the light switch must be interrupted as a negative pulse is sent to the GREEN/WHITE or GREEN/RED wire at the light switch		
HEADLIGHTS (-)	LT. GREEN/ORANGE	Headlight Switch
DOOR TRIGGER (-)	BROWN/LT. GREEN	Switch For Dome Light
DOME LIGHT SUPERVISION (-)	BROWN/WHITE	Switch For Dome Light
REAR HATCH TRIGGER	TIED IN WITH DOORS	
HOOD TRIGGER (-)	PINK/BLACK	Courtesy Light Under Hood
FACTORY ALARM ARM	ARMS WITH LOCK	
FACTORY ALARM DISARM	DISARMS WITH UNLOCK	
TACHOMETER WIRE	GRAY OR GRAY/RED	Ignition Coil
BRAKE WIRE (+)	WHITE/TAN	At Brake Switch
HORN TRIGGER (-)	BLACK/RED or GRAY/ORANGE	Harness At Fuse Box
LEFT FRONT WINDOW UP	LIGHT GREEN	At Driver Window Motor Inside Door
LEFT FRONT WINDOW DOWN	WHITE	At Driver Window Motor Inside Door
RIGHT FRONT WINDOW UP	BROWN	Harness In Driver's Kick From Driver Door
RIGHT FRONT WINDOW DOWN	PURPLE	Harness In Driver's Kick From Driver Door
LEFT REAR WINDOW UP	DARK BLUE	Harness In Driver's Kick From Driver Door
LEFT REAR WINDOW DOWN	RED	Harness In Driver's Kick From Driver Door
RIGHT REAR WINDOW UP	GRAY	Harness In Driver's Kick From Driver Door
RIGHT REAR WINDOW DOWN	DARK GREEN	Harness In Driver's Kick From Driver Door





WIRING INFORMATION: 1997 Dodge Caravan

WIRE	WIRE COLOR	WIRE LOCATION
12V CONSTANT WIRE	RED	Ignition Harness
STARTER WIRE	YELLOW	Ignition Harness
IGNITION WIRE	BLUE	Ignition Harness
SECOND IGNITION WIRE	BLACK/ORANGE	Ignition Harness
ACCESSORY WIRE	BLACK/WHITE	Ignition Harness
POWER DOOR LOCK AND UNLOCK	WHITE/GREEN	Harness On Bottom Of Fuse Box On Left
WITH OEM security= Lock is negative trigger through 4020 ohm resistor. Unlock is negative trigger through 665 ohm resistor WITHOUT OEM security= Lock is negative trigger through 1500 ohm resistor. Unlock is negative trigger through 250 ohm resistor		
PARKING LIGHTS (+)	DO NOT USE	
PARKING LIGHTS (-)	GREEN/WHITE OR GREEN/RED	Headlight Switch
On 1996-2000 Chrysler, Dodge, and Plymouth minivans with auto-lamps a special interface is required. The BLACK/YELLOW wire at the light switch must be interrupted as a negative pulse is sent to the GREEN/WHITE or GREEN/RED wire at the light switch		
HEADLIGHTS (-)	LT. GREEN/ORANGE	Headlight Switch
DOOR TRIGGER (-)	BROWN/LT. GREEN	Switch For Dome Light
DOME LIGHT SUPERVISION (-)	BROWN/WHITE	Switch For Dome Light
REAR HATCH TRIGGER	TIED IN WITH DOORS	
HOOD TRIGGER (-)	PINK/BLACK	Courtesy Light Under Hood
FACTORY ALARM ARM	ARMS WITH LOCK	
FACTORY ALARM DISARM	DISARMS WITH UNLOCK	
TACHOMETER WIRE	GRAY OR GRAY/RED	Ignition Coil
BRAKE WIRE (+)	WHITE/TAN	At Brake Switch
HORN TRIGGER (-)	BLACK/RED or GRAY/ORANGE	Harness At Fuse Box
LEFT FRONT WINDOW UP	LIGHT GREEN	At Driver Window Motor Inside Door
LEFT FRONT WINDOW DOWN	WHITE	At Driver Window Motor Inside Door
RIGHT FRONT WINDOW UP	BROWN	Harness In Driver's Kick From Driver Door
RIGHT FRONT WINDOW DOWN	PURPLE	Harness In Driver's Kick From Driver Door
LEFT REAR WINDOW UP	DARK BLUE	Harness In Driver's Kick From Driver Door
LEFT REAR WINDOW DOWN	RED	Harness In Driver's Kick From Driver Door
RIGHT REAR WINDOW UP	GRAY	Harness In Driver's Kick From Driver Door
RIGHT REAR WINDOW DOWN	DARK GREEN	Harness In Driver's Kick From Driver Door





WIRING INFORMATION: 1998 Dodge Caravan

WIRE	WIRE COLOR	WIRE LOCATION
12V CONSTANT WIRE	RED	Ignition Harness
STARTER WIRE	YELLOW	Ignition Harness
IGNITION WIRE	BLUE	Ignition Harness
SECOND IGNITION WIRE	BLACK/ORANGE	Ignition Harness
ACCESSORY WIRE	BLACK/WHITE	Ignition Harness
POWER DOOR LOCK AND UNLOCK	WHITE/GREEN	Harness On Bottom Of Fuse Box On Left
WITH OEM security= Lock is negative trigger through 4020 ohm resistor. Unlock is negative trigger through 665 ohm resistor WITHOUT OEM security= Lock is negative trigger through 1500 ohm resistor. Unlock is negative trigger through 250 ohm resistor		
PARKING LIGHTS (+)	DO NOT USE	
PARKING LIGHTS (-)	GREEN/WHITE OR GREEN/RED	Headlight Switch
On 1996-2000 Chrysler, Dodge, and Plymouth minivans with auto-lamps a special interface is required. The BLACK/YELLOW wire at the light switch must be interrupted as a negative pulse is sent to the GREEN/WHITE or GREEN/RED wire at the light switch		
HEADLIGHTS (-)	LT. GREEN/ORANGE	Headlight Switch
DOOR TRIGGER (-)	BROWN/LT. GREEN	Switch For Dome Light
DOMELIGHT SUPERVISION (-)	BROWN/WHITE	Switch For Dome Light
REAR HATCH TRIGGER	TIED IN WITH DOORS	
HOOD TRIGGER (-)	PINK/BLACK	Courtesy Light Under Hood
FACTORY ALARM ARM	ARMS WITH LOCK	
FACTORY ALARM DISARM	DISARMS WITH UNLOCK	
TACHOMETER WIRE	GRAY OR GRAY/RED	Ignition Coil
BRAKE WIRE (+)	WHITE/TAN	At Brake Switch
HORN TRIGGER (-)	BLACK/RED or GRAY/ORANGE	Harness At Fuse Box
LEFT FRONT WINDOW UP	LIGHT GREEN	At Driver Window Motor Inside Door
LEFT FRONT WINDOW DOWN	WHITE	At Driver Window Motor Inside Door
RIGHT FRONT WINDOW UP	BROWN	Harness In Driver's Kick From Driver Door
RIGHT FRONT WINDOW DOWN	PURPLE	Harness In Driver's Kick From Driver Door
LEFT REAR WINDOW UP	DARK BLUE	Harness In Driver's Kick From Driver Door
LEFT REAR WINDOW DOWN	RED	Harness In Driver's Kick From Driver Door
RIGHT REAR WINDOW UP	GRAY	Harness In Driver's Kick From Driver Door
RIGHT REAR WINDOW DOWN	DARK GREEN	Harness In Driver's Kick From Driver Door





WIRING INFORMATION: 1999 Dodge Caravan

WIRE	WIRE COLOR	WIRE LOCATION
12V CONSTANT WIRE	RED	Ignition Harness
STARTER WIRE	YELLOW	Ignition Harness
IGNITION WIRE	BLUE	Ignition Harness
SECOND IGNITION WIRE	BLACK/ORANGE	Ignition Harness
ACCESSORY WIRE	BLACK/WHITE	Ignition Harness
POWER DOOR LOCK AND UNLOCK	WHITE/GREEN	Harness On Bottom Of Fuse Box On Left
WITH OEM security= Lock is negative trigger through 4020 ohm resistor. Unlock is negative trigger through 665 ohm resistor WITHOUT OEM security= Lock is negative trigger through 1500 ohm resistor. Unlock is negative trigger through 250 ohm resistor		
PARKING LIGHTS (+)	DO NOT USE	
PARKING LIGHTS (-)	GREEN/WHITE OR GREEN/RED	Headlight Switch
On 1996-2000 Chrysler, Dodge, and Plymouth minivans with auto-lamps a special interface is required. The BLACK/YELLOW wire at the light switch must be interrupted as a negative pulse is sent to the GREEN/WHITE or GREEN/RED wire at the light switch		
HEADLIGHTS (-)	LT. GREEN/ORANGE	Headlight Switch
DOOR TRIGGER (-)	BROWN/LT. GREEN	Switch For Dome Light
DOMELIGHT SUPERVISION (-)	BROWN/WHITE	Switch For Dome Light
REAR HATCH TRIGGER	TIED IN WITH DOORS	
HOOD TRIGGER (-)	PINK/BLACK	Courtesy Light Under Hood
FACTORY ALARM ARM	ARMS WITH LOCK	
FACTORY ALARM DISARM	DISARMS WITH UNLOCK	
TACHOMETER WIRE	GRAY OR GRAY/RED	Ignition Coil
BRAKE WIRE (+)	WHITE/TAN	At Brake Switch
HORN TRIGGER (-)	BLACK/RED or GRAY/ORANGE	Harness At Fuse Box
LEFT FRONT WINDOW UP	LIGHT GREEN	At Driver Window Motor Inside Door
LEFT FRONT WINDOW DOWN	WHITE	At Driver Window Motor Inside Door
RIGHT FRONT WINDOW UP	BROWN	Harness In Driver's Kick From Driver Door
RIGHT FRONT WINDOW DOWN	PURPLE	Harness In Driver's Kick From Driver Door
LEFT REAR WINDOW UP	DARK BLUE	Harness In Driver's Kick From Driver Door
LEFT REAR WINDOW DOWN	RED	Harness In Driver's Kick From Driver Door
RIGHT REAR WINDOW UP	GRAY	Harness In Driver's Kick From Driver Door
RIGHT REAR WINDOW DOWN	DARK GREEN	Harness In Driver's Kick From Driver Door



WIRING INFORMATION: 2000 Dodge Caravan

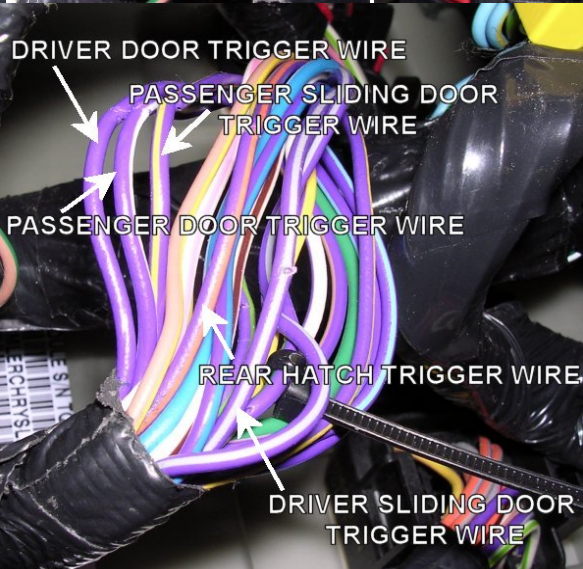



WIRE	WIRE COLOR	WIRE LOCATION
12V CONSTANT WIRE	RED	Ignition Harness
STARTER WIRE	YELLOW	Ignition Harness
IGNITION WIRE	BLUE	Ignition Harness
SECOND IGNITION WIRE	BLACK/ORANGE	Ignition Harness
ACCESSORY WIRE	BLACK/WHITE	Ignition Harness
POWER DOOR LOCK AND UNLOCK	WHITE/GREEN	Harness On Bottom Of Fuse Box On Left
WITH OEM security= Lock is negative trigger through 4020 ohm resistor. Unlock is negative trigger through 665 ohm resistor WITHOUT OEM security= Lock is negative trigger through 1500 ohm resistor. Unlock is negative trigger through 250 ohm resistor		
PARKING LIGHTS (+)	DO NOT USE	
PARKING LIGHTS (-)	GREEN/WHITE OR GREEN/RED	Headlight Switch
On 1996-2000 Chrysler, Dodge, and Plymouth minivans with auto-lamps a special interface is required. The BLACK/YELLOW wire at the light switch must be interrupted as a negative pulse is sent to the GREEN/WHITE or GREEN/RED wire at the light switch		
HEADLIGHTS (-)	LT. GREEN/ORANGE	Headlight Switch
DOOR TRIGGER (-)	BROWN/LT. GREEN	Switch For Dome Light
DOME LIGHT SUPERVISION (-)	BROWN/WHITE	Switch For Dome Light
REAR HATCH TRIGGER	TIED IN WITH DOORS	
HOOD TRIGGER (-)	PINK/BLACK	Courtesy Light Under Hood
FACTORY ALARM ARM	ARMS WITH LOCK	
FACTORY ALARM DISARM	DISARMS WITH UNLOCK	
TACHOMETER WIRE	GRAY OR GRAY/RED	Ignition Coil
BRAKE WIRE (+)	WHITE/TAN	At Brake Switch
HORN TRIGGER (-)	BLACK/RED or GRAY/ORANGE	Harness At Fuse Box
LEFT FRONT WINDOW UP	LIGHT GREEN	At Driver Window Motor Inside Door
LEFT FRONT WINDOW DOWN	WHITE	At Driver Window Motor Inside Door
RIGHT FRONT WINDOW UP	BROWN	Harness In Driver's Kick From Driver Door
RIGHT FRONT WINDOW DOWN	PURPLE	Harness In Driver's Kick From Driver Door
LEFT REAR WINDOW UP	DARK BLUE	Harness In Driver's Kick From Driver Door
LEFT REAR WINDOW DOWN	RED	Harness In Driver's Kick From Driver Door
RIGHT REAR WINDOW UP	GRAY	Harness In Driver's Kick From Driver Door
RIGHT REAR WINDOW DOWN	DARK GREEN	Harness In Driver's Kick From Driver Door



WIRING INFORMATION: 2001 Dodge Caravan

WIRE	WIRE COLOR	WIRE LOCATION
12V CONSTANT WIRE	** MUST GO TO BATTERY FOR 12V **	
STARTER WIRE	YELLOW	Ignition Harness
SECOND STARTER WIRE	PURPLE/BROWN	Ignition Harness
Second starter wire is a negative trigger through a 180 ohm resistor.		
IGNITION WIRE	PINK/WHITE	Ignition Harness
POWER LOCK AND UNLOCK	PURPLE/GREEN	Third Plug At BCM In Driver's Kick Panel
Lock is negative trigger through 5300 ohm resistor. Unlock is negative trigger through 2000 ohm resistor.		
PARKING LIGHTS	WHITE/BROWN	Headlight Switch
Parking light wire is a negative trigger through 2100 ohm resistor- must use relay to isolate wire from switch.		
DRIVER DOOR TRIGGER (-)	PURPLE	Third Plug At BCM In Driver's Kick Panel
PASSENGER DOOR TRIGGER (-)	PURPLE/WHITE	Third Plug At BCM In Driver's Kick Panel
DRIVER SLIDING DOOR TRIGGER (-)	PURPLE/GRAY	Third Plug At BCM In Driver's Kick Panel
PASS. SLIDING DOOR TRIGGER (-)	PURPLE/YELLOW	Third Plug At BCM In Driver's Kick Panel
REAR HATCH TRIGGER (-) must use diode	PURPLE/ORANGE	Third Plug At BCM In Driver's Kick Panel
HOOD TRIGGER (-)	PURPLE/LT. BLUE	Third Plug At BCM In Driver's Kick Panel
REAR HATCH RELEASE (negative trigger through a 1690 ohm resistor)	PURPLE/TAN	Second Plug At BCM In Driver's Kick Panel
FACTORY ALARM ARM AND DISARM	PURPLE/LT. BLUE	Third Plug At BCM In Driver's Kick Panel
Alarm arm is a negative trigger through 1500 ohm resistor. Alarm disarm is a negative trigger through a 9100 ohm resistor.		
TACHOMETER WIRE	BLUE/GREEN or BLUE/TAN	Ignition Coil Pack
BRAKE WIRE (+)	WHITE/TAN	Brake Pedal Switch
HORN TRIGGER (-)	GREEN/PURPLE	Steering Column
LEFT FRONT WINDOW UP	ORANGE/LT.GREEN	At Driver Window Motor Inside Door
LEFT FRONT WINDOW DOWN	ORANGE/WHITE	At Driver Window Motor Inside Door
RIGHT FRONT WINDOW UP	ORANGE/TAN	Harness In Driver's Kick From Driver Door
RIGHT FRONT WINDOW DOWN	ORANGE/GRAY	Harness In Driver's Kick From Driver Door
LEFT REAR WINDOW UP	ORANGE/BLUE	Harness In Driver's Kick From Driver Door
LEFT REAR WINDOW DOWN	ORANGE/LT.BLUE	Harness In Driver's Kick From Driver Door
RIGHT REAR WINDOW UP	ORANGE/GRAY	Harness In Driver's Kick From Driver Door
RIGHT REAR WINDOW DOWN	ORANGE/LT.GREEN	Harness In Driver's Kick From Driver Door

If vehicle has a gray ignition key, the vehicle is equipped with an Immobilizer. This must be bypassed when installing a remote start system.



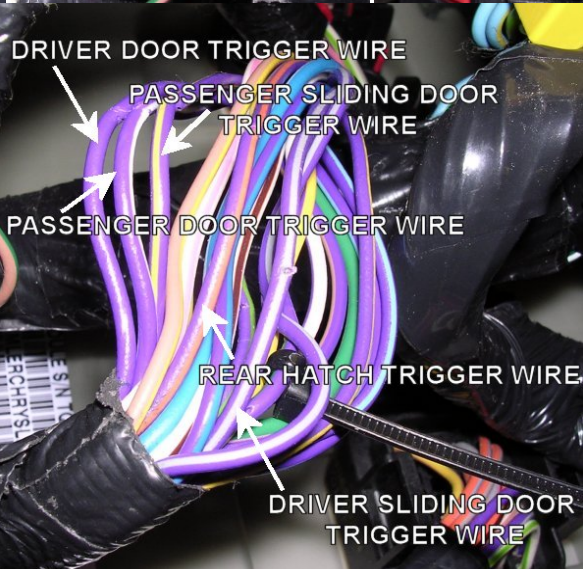



WIRING INFORMATION: 2002 Dodge Caravan

WIRE	WIRE COLOR	WIRE LOCATION
12V CONSTANT WIRE	** MUST GO TO BATTERY FOR 12V **	
STARTER WIRE	YELLOW	Ignition Harness
SECOND STARTER WIRE	PURPLE/BROWN	Ignition Harness
Second starter wire is a negative trigger through a 180 ohm resistor.		
IGNITION WIRE	PINK/WHITE	Ignition Harness
POWER LOCK AND UNLOCK	PURPLE/GREEN	Third Plug At BCM In Driver's Kick Panel
Lock is negative trigger through 5300 ohm resistor. Unlock is negative trigger through 2000 ohm resistor.		
PARKING LIGHTS	WHITE/BROWN	Headlight Switch
Parking light wire is a negative trigger through 2100 ohm resistor- must use relay to isolate wire from switch.		
DRIVER DOOR TRIGGER (-)	PURPLE	Third Plug At BCM In Driver's Kick Panel
PASSENGER DOOR TRIGGER (-)	PURPLE/WHITE	Third Plug At BCM In Driver's Kick Panel
DRIVER SLIDING DOOR TRIGGER (-)	PURPLE/GRAY	Third Plug At BCM In Driver's Kick Panel
PASS. SLIDING DOOR TRIGGER (-)	PURPLE/YELLOW	Third Plug At BCM In Driver's Kick Panel
REAR HATCH TRIGGER (-) must use diode	PURPLE/ORANGE	Third Plug At BCM In Driver's Kick Panel
HOOD TRIGGER (-)	PURPLE/LT. BLUE	Third Plug At BCM In Driver's Kick Panel
REAR HATCH RELEASE (negative trigger through a 1690 ohm resistor)	PURPLE/TAN	Second Plug At BCM In Driver's Kick Panel
FACTORY ALARM ARM AND DISARM	PURPLE/LT. BLUE	Third Plug At BCM In Driver's Kick Panel
Alarm arm is a negative trigger through 1500 ohm resistor. Alarm disarm is a negative trigger through a 9100 ohm resistor.		
TACHOMETER WIRE	BLUE/GREEN or BLUE/TAN	Ignition Coil Pack
BRAKE WIRE (+)	WHITE/TAN	Brake Pedal Switch
HORN TRIGGER (-)	GREEN/PURPLE	Steering Column
LEFT FRONT WINDOW UP	ORANGE/LT.GREEN	At Driver Window Motor Inside Door
LEFT FRONT WINDOW DOWN	ORANGE/WHITE	At Driver Window Motor Inside Door
RIGHT FRONT WINDOW UP	ORANGE/TAN	Harness In Driver's Kick From Driver Door
RIGHT FRONT WINDOW DOWN	ORANGE/GRAY	Harness In Driver's Kick From Driver Door
LEFT REAR WINDOW UP	ORANGE/BLUE	Harness In Driver's Kick From Driver Door
LEFT REAR WINDOW DOWN	ORANGE/LT.BLUE	Harness In Driver's Kick From Driver Door
RIGHT REAR WINDOW UP	ORANGE/GRAY	Harness In Driver's Kick From Driver Door
RIGHT REAR WINDOW DOWN	ORANGE/LT.GREEN	Harness In Driver's Kick From Driver Door
If vehicle has a gray ignition key, the vehicle is equipped with an Immobilizer. This must be bypassed when installing a remote start system.		



WIRING INFORMATION: 2003 Dodge Caravan

WIRE	WIRE COLOR	WIRE LOCATION
12V CONSTANT WIRE	** MUST GO TO BATTERY FOR 12V **	
STARTER WIRE	YELLOW	Ignition Harness
SECOND STARTER WIRE	PURPLE/BROWN	Ignition Harness
Second starter wire is a negative trigger through a 180 ohm resistor.		
IGNITION WIRE	PINK/WHITE	Ignition Harness
POWER LOCK AND UNLOCK	PURPLE/GREEN	Third Plug At BCM In Driver's Kick Panel
Lock is negative trigger through 5300 ohm resistor. Unlock is negative trigger through 2000 ohm resistor.		
PARKING LIGHTS	WHITE/BROWN	Headlight Switch
Parking light wire is a negative trigger through 2100 ohm resistor- must use relay to isolate wire from switch.		
DRIVER DOOR TRIGGER (-)	PURPLE	Third Plug At BCM In Driver's Kick Panel
PASSENGER DOOR TRIGGER (-)	PURPLE/WHITE	Third Plug At BCM In Driver's Kick Panel
DRIVER SLIDING DOOR TRIGGER (-)	PURPLE/GRAY	Third Plug At BCM In Driver's Kick Panel
PASS. SLIDING DOOR TRIGGER (-)	PURPLE/YELLOW	Third Plug At BCM In Driver's Kick Panel
REAR HATCH TRIGGER (-) must use diode	PURPLE/ORANGE	Third Plug At BCM In Driver's Kick Panel
HOOD TRIGGER (-)	PURPLE/LT. BLUE	Third Plug At BCM In Driver's Kick Panel
REAR HATCH RELEASE (negative trigger through a 1690 ohm resistor)	PURPLE/TAN	Second Plug At BCM In Driver's Kick Panel
FACTORY ALARM ARM AND DISARM	PURPLE/LT. BLUE	Third Plug At BCM In Driver's Kick Panel
Alarm arm is a negative trigger through 1500 ohm resistor. Alarm disarm is a negative trigger through a 9100 ohm resistor.		
TACHOMETER WIRE	BLUE/GREEN or BLUE/TAN	Ignition Coil Pack
BRAKE WIRE (+)	WHITE/TAN	Brake Pedal Switch
HORN TRIGGER (-)	GREEN/PURPLE	Steering Column
LEFT FRONT WINDOW UP	ORANGE/LT.GREEN	At Driver Window Motor Inside Door
LEFT FRONT WINDOW DOWN	ORANGE/WHITE	At Driver Window Motor Inside Door
RIGHT FRONT WINDOW UP	ORANGE/TAN	Harness In Driver's Kick From Driver Door
RIGHT FRONT WINDOW DOWN	ORANGE/GRAY	Harness In Driver's Kick From Driver Door
LEFT REAR WINDOW UP	ORANGE/BLUE	Harness In Driver's Kick From Driver Door
LEFT REAR WINDOW DOWN	ORANGE/LT.BLUE	Harness In Driver's Kick From Driver Door
RIGHT REAR WINDOW UP	ORANGE/GRAY	Harness In Driver's Kick From Driver Door
RIGHT REAR WINDOW DOWN	ORANGE/LT.GREEN	Harness In Driver's Kick From Driver Door
If vehicle has a gray ignition key, the vehicle is equipped with an Immobilizer. This must be bypassed when installing a remote start system.		



WIRING INFORMATION: 2004 Dodge Caravan

WIRE	WIRE COLOR	WIRE LOCATION
12V CONSTANT WIRE	** MUST GO TO BATTERY FOR 12V **	
STARTER WIRE	YELLOW	Ignition Harness
SECOND STARTER WIRE	PURPLE/BROWN	Ignition Harness
Second starter wire is a negative trigger through a 180 ohm resistor.		
IGNITION WIRE	PINK/WHITE	Ignition Harness
POWER LOCK AND UNLOCK	PURPLE/GREEN	Third Plug At BCM In Driver's Kick Panel
Lock is negative trigger through 5300 ohm resistor. Unlock is negative trigger through 2000 ohm resistor.		
PARKING LIGHTS	WHITE/BROWN	Headlight Switch
Parking light wire is a negative trigger through 2100 ohm resistor- must use relay to isolate wire from switch.		
DRIVER DOOR TRIGGER (-)	PURPLE	Third Plug At BCM In Driver's Kick Panel
PASSENGER DOOR TRIGGER (-)	PURPLE/WHITE	Third Plug At BCM In Driver's Kick Panel
DRIVER SLIDING DOOR TRIGGER (-)	PURPLE/GRAY	Third Plug At BCM In Driver's Kick Panel
PASS. SLIDING DOOR TRIGGER (-)	PURPLE/YELLOW	Third Plug At BCM In Driver's Kick Panel
REAR HATCH TRIGGER (-) must use diode	PURPLE/ORANGE	Third Plug At BCM In Driver's Kick Panel
HOOD TRIGGER (-)	PURPLE/LT. BLUE	Third Plug At BCM In Driver's Kick Panel
REAR HATCH RELEASE (negative trigger through a 1690 ohm resistor)	PURPLE/TAN	Second Plug At BCM In Driver's Kick Panel
FACTORY ALARM DISARM	Factory security disarms when ignition is turned on and Sentry key is present.	
TACHOMETER WIRE	NOT BROWN/WHITE	Ignition Coil Pack
BRAKE WIRE (+)	WHITE/TAN	Brake Pedal Switch
HORN TRIGGER (-)	GREEN/PURPLE	Steering Column
LEFT FRONT WINDOW UP	ORANGE/LT.GREEN	At Driver Window Motor Inside Door
LEFT FRONT WINDOW DOWN	ORANGE/WHITE	At Driver Window Motor Inside Door
RIGHT FRONT WINDOW UP	ORANGE/TAN	Harness In Driver's Kick From Driver Door
RIGHT FRONT WINDOW DOWN	ORANGE/GRAY	Harness In Driver's Kick From Driver Door
LEFT REAR WINDOW UP	ORANGE/BLUE	Harness In Driver's Kick From Driver Door
LEFT REAR WINDOW DOWN	ORANGE/LT.BLUE	Harness In Driver's Kick From Driver Door
RIGHT REAR WINDOW UP	ORANGE/BROWN	Harness In Driver's Kick From Driver Door
RIGHT REAR WINDOW DOWN	ORANGE/GREEN	Harness In Driver's Kick From Driver Door
This vehicle is equipped with an Immobilizer. This must be bypassed when installing a remote start system.		

WIRING INFORMATION: 2005 Dodge Caravan

WIRE	WIRE COLOR	WIRE LOCATION
12V CONSTANT WIRE	** MUST GO TO BATTERY FOR 12V **	
STARTER WIRE	YELLOW	Ignition Harness
SECOND STARTER WIRE	PURPLE/BROWN	Ignition Harness
Second starter wire is a negative trigger through a 180 ohm resistor.		
IGNITION WIRE	PINK/WHITE	Ignition Harness
POWER LOCK AND UNLOCK	PURPLE/GREEN	Third Plug At BCM In Driver's Kick Panel
Lock is negative trigger through 5300 ohm resistor. Unlock is negative trigger through 2000 ohm resistor.		
PARKING LIGHTS	WHITE/BROWN	Headlight Switch
Parking light wire is a negative trigger through 2100 ohm resistor- must use relay to isolate wire from switch.		
DRIVER DOOR TRIGGER (-)	PURPLE	Third Plug At BCM In Driver's Kick Panel
PASSENGER DOOR TRIGGER (-)	PURPLE/WHITE	Third Plug At BCM In Driver's Kick Panel
DRIVER SLIDING DOOR TRIGGER (-)	PURPLE/GRAY	Third Plug At BCM In Driver's Kick Panel
PASS. SLIDING DOOR TRIGGER (-)	PURPLE/YELLOW	Third Plug At BCM In Driver's Kick Panel
REAR HATCH TRIGGER (-) must use diode	PURPLE/ORANGE	Third Plug At BCM In Driver's Kick Panel
HOOD TRIGGER (-)	PURPLE/LT. BLUE	Third Plug At BCM In Driver's Kick Panel
REAR HATCH RELEASE (negative trigger through a 1690 ohm resistor)	PURPLE/TAN	Second Plug At BCM In Driver's Kick Panel
FACTORY ALARM DISARM	Factory security disarms when ignition is turned on and Sentry key is present.	
TACHOMETER WIRE	NOT BROWN/WHITE	Ignition Coil Pack
BRAKE WIRE (+)	WHITE/TAN	Brake Pedal Switch
HORN TRIGGER (-)	GREEN/PURPLE	Steering Column
LEFT FRONT WINDOW UP	ORANGE/LT.GREEN	At Driver Window Motor Inside Door
LEFT FRONT WINDOW DOWN	ORANGE/WHITE	At Driver Window Motor Inside Door
RIGHT FRONT WINDOW UP	ORANGE/TAN	Harness In Driver's Kick From Driver Door
RIGHT FRONT WINDOW DOWN	ORANGE/GRAY	Harness In Driver's Kick From Driver Door
LEFT REAR WINDOW UP	ORANGE/BLUE	Harness In Driver's Kick From Driver Door
LEFT REAR WINDOW DOWN	ORANGE/LT.BLUE	Harness In Driver's Kick From Driver Door
RIGHT REAR WINDOW UP	ORANGE/BROWN	Harness In Driver's Kick From Driver Door
RIGHT REAR WINDOW DOWN	ORANGE/GREEN	Harness In Driver's Kick From Driver Door
This vehicle is equipped with an Immobilizer. This must be bypassed when installing a remote start system.		